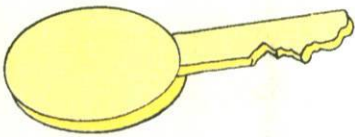



When you arrive in <sup>(meh-hee-koh)</sup> **México**, <sup>(es-pahn-yah)</sup> **España** Spain or another Spanish-speaking country, the very first thing you will need to do is ask questions — “Where <sup>(dohn-deh)</sup> **dónde** is the bus stop?” “<sup>(dohn-deh)</sup> **Dónde** can I exchange money?” “<sup>(dohn-deh)</sup> **Dónde** is the lavatory?” “<sup>(dohn-deh)</sup> **Dónde** is a restaurant?” “<sup>(dohn-deh)</sup> **Dónde** do I catch a taxi?” “<sup>(dohn-deh)</sup> **Dónde** is a good hotel?” “<sup>(dohn-deh)</sup> **Dónde** is my luggage?” — and the list will go on and on for the entire length of your visit. In Spanish, there are SEVEN KEY QUESTION WORDS to learn. For example, the seven key question words will help you find out exactly what you are ordering in a restaurant before you order it — and not after the surprise (or shock!) arrives. Notice that only one letter is different in the Spanish words for “when” and “how much.” Don’t confuse them! Take a few minutes to study and practice saying the seven key question words listed below. Then cover the Spanish with your hand and fill in each of the blanks with the matching Spanish <sup>(pah-lah-brah)</sup> **palabra.** word




<sup>(dohn-deh)</sup>  
**DÓNDE**

= WHERE dónde, dónde, dónde



<sup>(keh)</sup>  
**QUÉ**

= WHAT \_\_\_\_\_



<sup>(kee-en)</sup>  
**QUIÉN**

= WHO \_\_\_\_\_



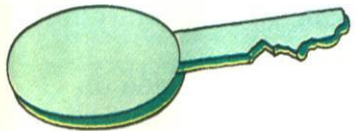
<sup>(por)</sup> <sup>(keh)</sup>  
**POR QUÉ**

= WHY \_\_\_\_\_




<sup>(kwahn-doh)</sup>  
**CUÁNDO**

= WHEN \_\_\_\_\_



<sup>(koh-moh)</sup>  
**CÓMO**

= HOW \_\_\_\_\_



<sup>(kwahn-toh)</sup>  
**CUÁNTO**

= HOW MUCH \_\_\_\_\_

Now test yourself to see if you really can keep these <sup>(pah-lah-brah-s)</sup> **palabras** straight in your mind. Draw lines between the Spanish <sup>(ee)</sup> **y** English equivalents below.  
and



why	<sup>(kee-en)</sup> <b>quién</b>
what	<sup>(keh)</sup> <b>qué</b>
who	<sup>(dohn-deh)</sup> <b>dónde</b>
how	<sup>(kwahn-toh)</sup> <b>cuánto</b>
where	<sup>(kwahn-doh)</sup> <b>cuándo</b>
when	<sup>(por) (keh)</sup> <b>por qué</b>
how much	<sup>(toh-moh)</sup> <b>cómo</b>

Examine the following questions containing these <sup>(pah-lah-brah-s)</sup> **palabras**. Practice the sentences out loud <sup>(ee)</sup> **y** then practice by copying the Spanish in the blanks underneath each question.  
and



<sup>(pah-sah)</sup>  
**¿Qué pasa?**  
What is happening

¿Qué pasa?



<sup>(en-sah-lah-dah)</sup>  
**¿Cómo está la ensalada?**  
How is the salad

\_\_\_\_\_



<sup>(kee-en) (es)</sup>  
**¿Quién es?**  
Who is it

\_\_\_\_\_



<sup>(kwahn-doh) (vee-eh-neh) (tren)</sup>  
**¿Cuándo viene el tren?**  
When comes the train

\_\_\_\_\_



<sup>(kwahn-toh) (kwes-tah)</sup>  
**¿Cuánto cuesta esto?**  
How much costs this

\_\_\_\_\_




<sup>(es-tah) (teh-leh-foh-noh)</sup>  
**¿Dónde está el teléfono?**  
Where is the telephone

\_\_\_\_\_

<sup>(dohn-deh)</sup> “**Dónde**” will be your most used question **palabra**. Say each of the following Spanish sentences aloud. Then write out each sentence without looking at the example. If you don't succeed on the first try, don't give up. Just practice each sentence until you are able to do it easily.

Remember “**ei**” is pronounced like “ay” in “day” <sup>(ee)</sup> **y** “**ie**” is pronounced “ee-eh.”

<sup>(es-tahn)</sup> <sup>(sair-vee-see-ohs)</sup>  
**¿Dónde están los servicios?**  
 Where are the restrooms



<sup>(es-tah)</sup> <sup>(tahk-see)</sup>  
**¿Dónde está el taxi?**  
 Where is taxi



<sup>(ow-toh-boos)</sup>  
**¿Dónde está el autobús?**  
 Where is bus




**¿Dónde está el taxi?**

<sup>(res-tow-rah-n-teh)</sup>  
**¿Dónde está el restaurante?**  
 restaurant



<sup>(bahn-koh)</sup>  
**¿Dónde está el banco?**  
 bank



<sup>(oh-tel)</sup>  
**¿Dónde está el hotel?**  
 hotel



<sup>(see)</sup>  
**Sí**, you can see similarities between <sup>(een-gles)</sup> **inglés** and <sup>(es-pahn-yohl)</sup> **español** if you look closely. You will be amazed at the number of <sup>(pah-lah-brahs)</sup> **palabras** which are identical (or almost identical) in both languages. Of course, they do not always sound the same when spoken by a Spanish-speaking person, but the similarities will certainly surprise you <sup>(ee)</sup> **y** make your work here easier. Listed below are five “free” **palabras** beginning with “<sup>(ah)</sup> **a**” to help you get started. Be sure to say each **palabra** aloud <sup>(ee)</sup> **y** then write out the Spanish <sup>(pah-lah-brah)</sup> **palabra** in the blank to the right.

- |   |                 |  |
|---|-----------------|--|
| <input checked="" type="checkbox"/> <b>abril</b> ( <i>ah-breel</i> )    | April           | <u>abril, abril, abril, abril, abril</u> |
| <input type="checkbox"/> <b>absoluto</b> ( <i>ahb-soh-loo-toh</i> )     | absolute        | _____                                    |
| <input type="checkbox"/> <b>el accidente</b> ( <i>ahk-see-den-teh</i> ) | accident        | _____                                    |
| <input type="checkbox"/> <b>activo</b> ( <i>ahk-tee-voh</i> )           | active          | _____                                    |
| <input type="checkbox"/> <b>el acto</b> ( <i>ahk-toh</i> )              | act (of a play) | _____                                    |

Free **palabras** like these will appear at the bottom of the following pages in a yellow color band.

They are easy — enjoy them! Remember, in Spanish, the letter “**h**” <sup>(es)</sup> **es** silent.  
is

(oon-oh) (dohs) (trehs)  
**¡Uno, dos, tres!**  
 one two three



Consider for a minute how important numbers are. How could you tell someone your phone number, your address <sup>(oh)</sup> **o** your hotel room if you had no numbers? And think of how difficult

it would be if you could not understand the time, the price of an apple <sup>(oh)</sup> **o** the correct bus to

take. When practicing **los números** below, notice the similarities which have been underlined

for you between <sup>(oh-choh)</sup> **ocho** and <sup>(noo-meh-rohs)</sup> **dieciocho**, <sup>(oh-choh)</sup> **siete** and <sup>(dee-eh-see-oh-choh)</sup> **diecisiete**, and so on.

0 <sup>(seh-roh)</sup> <b>cero</b>	_____	10 <sup>(dee-es)</sup> <b>diez</b>	_____
1 <sup>(oon-oh)</sup> <b>uno</b>	_____	11 <sup>(ohn-seh)</sup> <b>once</b>	_____
2 <sup>(dohs)</sup> <b>dos</b>	_____	12 <sup>(doh-seh)</sup> <b>doce</b>	_____
3 <sup>(trehs)</sup> <b>tres</b>	_____	13 <sup>(treh-seh)</sup> <b>trece</b>	_____
4 <sup>(kwah-troh)</sup> <b>cuatro</b>	_____	14 <sup>(kah-tor-seh)</sup> <b>catorce</b>	_____
5 <sup>(seen-koh)</sup> <b>cinco</b>	_____	15 <sup>(keen-seh)</sup> <b>quince</b>	_____
6 <sup>(sehs)</sup> <b>seis</b>	_____	16 <sup>(dee-eh-see-sehs)</sup> <b>dieciséis</b>	_____
7 <sup>(see-eh-teh)</sup> <b>siete</b>	_____ <b>siete, siete, siete</b> _____	17 <sup>(dee-eh-see-see-eh-teh)</sup> <b>diecisiete</b>	_____
8 <sup>(oh-choh)</sup> <b>ocho</b>	_____	18 <sup>(dee-eh-see-oh-choh)</sup> <b>dieciocho</b>	_____
9 <sup>(nweh-veh)</sup> <b>nueve</b>	_____	19 <sup>(dee-eh-see-nweh-veh)</sup> <b>diecinueve</b>	_____
10 <sup>(dee-es)</sup> <b>diez</b>	_____	20 <sup>(vain-teh)</sup> <b>veinte</b>	_____

- el centro <sup>(sen-troh)</sup> ..... center **C** el centro, el centro, el centro
- el cheque <sup>(chek-keh)</sup> ..... check \_\_\_\_\_
- el chocolate <sup>(chok-ko-lah-teh)</sup> ..... chocolate \_\_\_\_\_
- el círculo <sup>(seer-koo-loh)</sup> ..... circle \_\_\_\_\_
- la civilización <sup>(see-vee-lee-sah-see-ohn)</sup> ..... civilization \_\_\_\_\_

Use these <sup>(noo-meh-rohs)</sup> **números** on a daily basis. Count to yourself <sup>(es-pahn-yohl)</sup> **en español** when you brush your teeth, exercise or commute to work. Fill in the blanks below according to <sup>(noo-meh-rohs)</sup> **los números** given in parentheses. Now is also a good time to learn these two very important phrases.

<sup>(yoh) (kee-yeh-roh)</sup>

**yo quiero** \_\_\_\_\_

I want

<sup>(noh-soh-trohs) (keh-reh-mohs)</sup>

**nosotros queremos** \_\_\_\_\_

we want

<sup>(yoh) (kee-yeh-roh)</sup>

**Yo quiero** \_\_\_\_\_

I want

(1)

<sup>(tar-heh-tah) (pohs-tahl)</sup>

**tarjeta postal.**

postcard

<sup>(kwahn-tahs)</sup>

**¿Cuántas?** \_\_\_\_\_

how many

(1)


**Yo quiero** \_\_\_\_\_

(7)

<sup>(say-yohs)</sup>

**sellos.**

stamps



**¿Cuántos?** \_\_\_\_\_

(7)

**Yo quiero** \_\_\_\_\_

**ocho**

(8)

<sup>(say-yohs)</sup>

**sellos.**

stamps

**¿Cuántos?** \_\_\_\_\_

(8)

**Yo quiero** \_\_\_\_\_

(5)

<sup>(say-yohs)</sup>

**sellos.**



**¿Cuántos?** \_\_\_\_\_

**cinco**

(5)

<sup>(noh-soh-trohs) (keh-reh-mohs)</sup>

**Nosotros queremos** \_\_\_\_\_

we want

(9)

<sup>(tar-heh-tahs) (pohs-tah-les)</sup>

**tarjetas postales.**

postcards

**¿Cuántas?** \_\_\_\_\_

(9)

**Nosotros queremos** \_\_\_\_\_

(10)

<sup>(tar-heh-tahs)</sup>

**tarjetas postales.**

**¿Cuántas?** \_\_\_\_\_

(10)

**Yo quiero** \_\_\_\_\_

(1)

<sup>(bee-yeh-teh)</sup>

**billete.**

ticket

**¿Cuántos?** \_\_\_\_\_

(1)

**Nosotros queremos** \_\_\_\_\_

(4)

<sup>(bee-yeh-tes)</sup>

**billetes.**

tickets



**¿Cuántos?** \_\_\_\_\_

(4)

**Nosotros queremos** \_\_\_\_\_

(11)

<sup>(bee-yeh-tes)</sup>

**billetes.**

**¿Cuántos?** \_\_\_\_\_

(11)

**Yo quiero** \_\_\_\_\_

(3)

<sup>(tah-sahs) (teh)</sup>

**tazas de té.**

cups of tea

**¿Cuántas?** \_\_\_\_\_

(3)

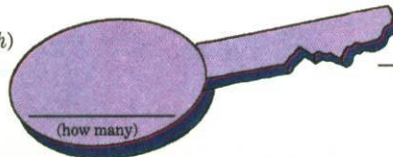
**Nosotros queremos** \_\_\_\_\_

(4)

<sup>(vah-sohs) (ah-gwah)</sup>

**vasos de agua.**

glasses of water



(how many)

**¿Cuántos?** \_\_\_\_\_

(4)


- la clase** (klah-seh) ..... class \_\_\_\_\_
- la colección** (koh-lek-see-ohn) ..... collection \_\_\_\_\_
- cómico** (koh-mee-koh) ..... comical \_\_\_\_\_
- la compañía** (kohm-pahn-yee-ah) ..... company \_\_\_\_\_
- la comunicación** (koh-moo-nee-kah-see-ohn) ..... communication \_\_\_\_\_

**C**

Now see if you can translate the following thoughts into **español**. The answers are provided

Spanish

upside down at the bottom of the <sup>(pah-hee-nah)</sup> **página**.  
page



1. I want seven postcards.

\_\_\_\_\_




2. I want nine stamps.

\_\_\_\_\_



3. We want four cups of tea.

\_\_\_\_\_



4. We want three tickets.

\_\_\_\_\_

Review **los números** 1 through 20. Write out your telephone number, fax number, y cellular number. Then write out a friend's telephone number and a relative's telephone number.



( 2 0 6 ) 2 8 4 — 4 2 1 1

*dos cero seis*

(     ) —     —     —     —     —     —     —     —

\_\_\_\_\_

(     ) —     —     —     —     —     —     —     —

\_\_\_\_\_



**ANSWERS**

1. Yo quiero siete tarjetas postales.  
2. Yo quiero nueve sellos.

3. Nosotros queremos cuatro tazas de té.  
4. Nosotros queremos tres billetes.